

Before You Begin

Some residents may already have an account on file. In an effort to avoid duplicate accounts, please do the following:

1. Click the blue "Sign In" button
2. Click "Forgot your password"
3. Enter your current email address, and click the submit button
4. Residents already in our system will receive an email and temporary password to log in
5. If you receive a message stating that your email address was not found, please follow the steps below to create a new account

Creating Your ACTIVE Net Account

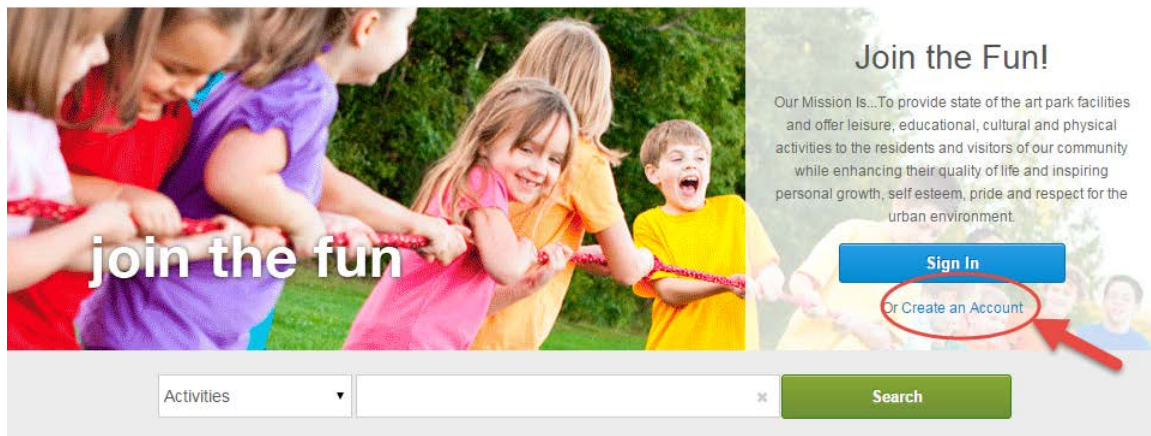
To register for activities and reserve facilities, you will need to create an ACTIVE Net account.

Step One:

Start by accessing our new registration site here or type apm.activecommunities.com/roundlakeareaparkdist/home into your browser.

Step Two:

Click *Create an Account*.

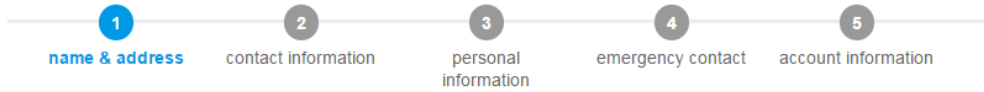


Step Three:

Fill in your name and address. Required fields are denoted by a red asterisk (*). Click *Next*.

Create Account

[Home Page](#) > [Create Account](#)



Name & Address

To create an account, please provide the following name and address related information. Please note, that to create an account for a child you first need to create an account for an adult.

Customer Title

* First Name

Middle Name

* Last Name

* Street Address

* Country

* City, State, Zip Code

Add Mailing Address(if different from above)

[Cancel & Return Home](#)

[Next](#)



Step Four:

Fill in your Contact Information. Required fields are denoted by a red asterisk (*).

***Note: To receive text message alerts, including cancellation notifications, please indicate your cell phone carrier.**

Progress bar: 1 name & address, 2 **contact information**, 3 personal information, 4 emergency contact, 5 account information

Contact Information

Please enter your contact information, including email preferences.

Home Phone Extension

Work Phone Extension

Cell Phone

Cell Carrier *Tip: Select your Cell Carrier to receive text message*

Yes, I agree to receive text messages

Other Phone Extension

Yes, I am the main contact for my family

* Email address

Additional email address

Yes! I'd like to receive periodic emails from my park.

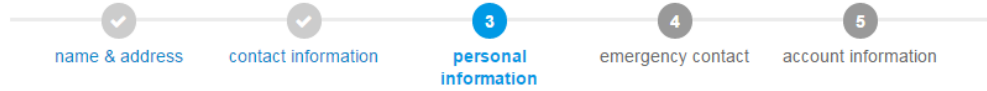
Yes! Please mail me periodic updates.

[Back](#) [Cancel & Return Home](#) [Next](#)

Click *Next* when complete.

Step Five:

Enter your personal information. Required fields are denoted by a red asterisk (*).



Personal Information

Please enter your personal information.
* Denotes a required field.

Role in Family

Please select your role in the family... ▾

* Gender

Please select your gender... ▾

Users must be 13 years of age or older.

* Date of Birth

mm/dd/yyyy

or Age Category

Please select Age Category. ▾

* Customer Type

General Public ▾

Medical Alert

Questions

How did you hear about us?

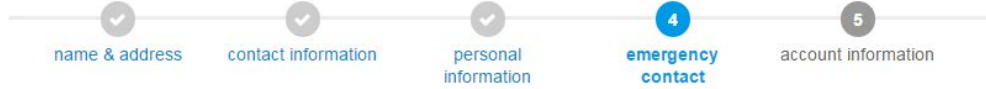
◀ Back [Cancel & Return Home](#)

Next ▶

Click *Next* when complete.

Step Six:

Fill in your Emergency Contact information. All required fills are denoted by a red asterisk (*). Click *Next* to continue.



Emergency Contact

For children, please enter Emergency Contact information, ideally this should NOT be the parent or guardian.

First Name

Last Name

Relationship

Home Phone Extension

Other Phone Extension

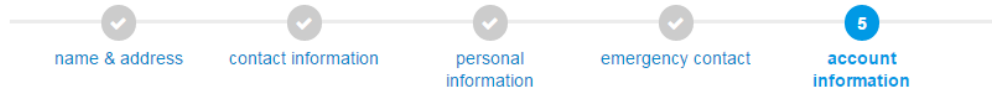
⊕ Add another Emergency Contact

◀ Back Cancel & Return Home



Step Seven:

Provide your Account Information. All required fills are denoted by a red asterisk (*). Create a secure password you will be able to remember, but others will not be able to guess. If you prefer not to use your email to login, please create an alternate Login ID.



Account Information

Please enter security information for the account. Please note Login name is NOT case sensitive, but password is. You will also need to select or enter a security question.

* Email address

+ Add Alternate Login ID

* Password

* Confirm Password

* Security Question
Please select your question... ▾

* Answer

* Confirm Answer

By creating an account, you are agreeing to [terms of use](#) and [privacy rights](#).

Active Community Services:
[Terms of Use](#) | [Your Privacy Rights](#)

Active Network, LLC:
[Terms of Use](#) | [Copyright Policy](#) | [Your Privacy Rights](#)

[Create Account](#)

[Create Account and Add Family Member](#)

Once you complete all required fields, click *Create Account*.

Congratulations!

You have created your ACTIVE Net account. You are now ready to register for events, reserve facilities and sign up for activities.

Please note: You will automatically receive non-resident rates. In order to receive resident rates, you are required to show **Proof of Residency**. Once your household has done this, you will be asked to verify residency annually.

Proof of Residency includes BOTH:

1. State ID or Driver's License AND



2. Real Estate Tax Bill or Current Utility Bill (no older than 60 days), proof of recent real estate contract closing or voter's ID card

Documentation may be brought to the registration desk at either the Robert W. Rolek Community Center or the Sports Center during normal business hours.

For any additional questions, please contact our registration staff at 847-546-8558.